






The Yuen Yuen Institute MFBM Nei Ming Chan Lui Chung Tak Memorial College  
S1 Cross-curricular Learning : English Language featuring Maths  
2012-2013




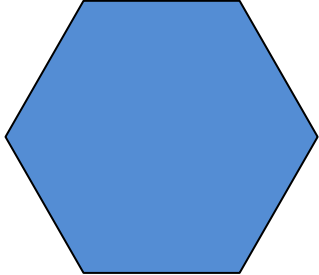

Name: \_\_\_\_\_ Class: S.1 \_\_\_\_ ( ) Date: \_\_\_\_\_

**Grammar items: How many....?**

Part A. Look at the pictures and answer the questions.

<p>1. How many green apples are there? There are _____ apples.</p>	
<p>2. How many chairs are there? There are _____ chairs.</p>	
<p>3. How many hours are there a day? There are _____ hours a day.</p>	
<p>4. How many pens are there? There are _____ pens.</p>	
<p>5. How many rulers are there? There are _____ rulers.</p>	

Part B. Look at the pictures and answer the questions in complete sentences.

<p>6. How many sides are there in the square? There are _____ sides.</p>	
<p>7. How many sides are there in the triangle? _____ _____</p>	
<p>8. How many sides are there in the circle? _____ _____</p>	
<p>9. How many sides are there? _____ _____</p>	
<p>10. How many sides are there in the square? _____ _____</p>	

The Yuen Yuen Institute MFBM Nei Ming Chan Lui Chung Tak Memorial College  
 S1 Cross-curricular Learning : **English Language** featuring **Science**  
 2012-2013

Name: \_\_\_\_\_ Class: S.1 \_\_\_\_ ( ) Date: \_\_\_\_\_

Understanding the Text Type - Writing Rules

**A. Answer the following questions.**

E.g. 1) Stand up please.

2) Put away all your books.



3) Do not eat in the laboratory.


4) Don't be rude to your friends.

**Notes**


- 1) We use i \_\_\_\_\_ to give instructions, orders, rules.
- 2) Imperatives are verbs in the b\_\_\_\_\_ form.
- 3) Imperatives **do not** usually have a \_\_\_\_\_ (subject/ verb/ object).
- 4) We make imperatives *negative* by putting \_\_\_\_\_ or \_\_\_\_\_ in front of them.

**Part B. Write the laboratory rules using imperatives.**


Dos	Don'ts
 <p>1. _____            _____</p>	 <p>2. _____            _____</p>



3.



4.




5.



6.




7.




8.

Name: \_\_\_\_\_ Class: S.1 \_\_\_\_ ( ) Date: \_\_\_\_\_

**Presentation Script: Classification of animals**

<p><b>Example:</b></p>  <p style="text-align: right; border: 1px solid black; padding: 2px;">Snake</p>	<p>I am a <u>snake</u>. <i>(Name of the animal)</i></p> <p>I am a <u>kind of reptiles</u>. <i>(Groups of Vertebrates)</i></p> <p>There are some hard and <u>dry scales on my body</u>.  <i>(Description of the surface of body)</i></p> <p>I have <u>long and soft body</u>. <i>(Description of body)</i></p> <p>I am <u>cold-blooded</u>. <i>(Body temperature)</i></p> <p>I <u>hibernate in winter</u>. <i>(Any special features)</i></p>
--	---

<p>1)</p>  <p style="text-align: right; border: 1px solid black; padding: 2px;">Sparrow</p>	<p>I am _____ . <i>(Name of the animal)</i></p> <p>I am _____ .  <i>(Groups of Vertebrates)</i></p> <p>There are _____ .  <i>(Description of the surface of body)</i></p> <p>I have _____ . <i>(Description of body)</i></p> <p>I am _____ . <i>(Body temperature)</i></p> <p>I _____ . <i>(Any special features)</i></p>
--	---

Now choose your own favourite animal and describe it:

<p>3)</p> <div style="border: 1px solid black; width: 100px; height: 30px; margin-left: auto; margin-right: auto;"></div>	<p>I am _____ . <i>(Name of the animal)</i></p> <p>I am _____ .  <i>(Groups of Vertebrates)</i></p> <p>There is _____ .  <i>(Description of the surface of body)</i></p> <p>I have _____ . <i>(Description of body)</i></p> <p>I am _____ . <i>(Body temperature)</i></p> <p>I _____ . <i>(Any special features)</i></p>
---	--